


Blinky's Family Challenge

I say goodbye to fear ...
because God helps me!



Lions' Den

The den of hungry lions was a scary place. Daniel prayed and trusted God. God helped Daniel and kept him safe. God will do that for us, too.

You'll Need

- Cave-building materials (sheets, blankets, clothespins, chairs, stools, etc.)

Directions

1. Build a cave together. It's the lions' den! Go inside it with your kid.
2. Pretend to be a fierce, hungry lion, and let your kid pretend to be Daniel.
3. Help your kid show what Daniel did to fight fear in the lions' den: pray and trust in God.
4. As your kid prays and acts brave, get calmer and pretend to take a lion nap!

Review Time!

Say With Me Ages 2-3

1. Say Together: **I'm not afraid!**
2. Say Together: **I pray!**

Q&A Ages 4-Kindergarten

1. **What did Daniel do in the scary lions' den?** He prayed and trusted God.
2. **Will God help you when you're afraid, too?** Yes



Lead your family through the Bible Plan
A Roaring Rescue on the YouVersion
Bible App. www.bible.com




life.church/kids


A Roaring Rescue

Daniel and the lions' den

Week One




Tell your family what I did
when I was afraid!



Interact with God's Word through the Bible App for Kids,
activities, videos, coloring sheets, parent resources, and more!
www.BibleAppForKids.com



Follow LifeKids to sing along with this month's song, *God Is Here*. www.life.church/kidsmusic



Shine

Question:
Hey friends!
**What do you say
when you're afraid?**



Emily


Answer: Say it
with me! **Goodbye,
fear! God is here!**

Say the Bible verse with me!



“... the Lord your God ...”

says to you,




Guy the Bible Guy

Daniel didn't need to be afraid. He prayed, and God helped him.
Put eyes on each person and animal that needs them.



Blinky's Family Challenge

I say goodbye to fear ...
because God's stronger
than scary things!



Goodbye, Fear!

God is stronger than any scary thing. When something is scary, tell God about it. He'll help you say, "Goodbye, fear!"

You'll Need

- Papers
- Something to draw with

Directions

1. Talk about the things your kid thinks are scary.
2. Draw pictures of the scary things on pieces of paper. See **Scary List** if you need ideas.
3. Pray about the scary things, and ask God to help you say goodbye to the fear.
4. Show all those scary things that God is way stronger than they are! Rip them up!

Scary List

- Being alone
- Monsters
- The dark
- People in costumes
- Bugs
- Bad dreams
- The doctor
- Bad weather
- Dogs
- Loud noises

Review Time!

Say With Me Ages 2-3

1. *Say Together: I'm not afraid!*
2. *Say Together: God is stronger!*

Q&A Ages 4-Kindergarten

1. **What's stronger: God, or scary things?** *God*
2. **If something scary happens, is God always strong enough to help you?** *Yes!*



Lead your family through the Bible Plan *A Roaring Rescue* on the YouVersion Bible App. www.bible.com




life.church/kids


A Roaring Rescue

Daniel and the lions' den

Week Two



Tell your family who helps you when you're afraid!




Interact with God's Word through the Bible App for Kids, activities, videos, coloring sheets, parent resources, and more!
www.BibleAppForKids.com




Follow LifeKids to sing along with this month's song, *God Is Here*. www.life.church/kidsmusic

Shine




Question:
Hey friends!
**What do you say
when you're afraid?**

Emily



 Help Guy circle God's book, the Bible.



Guy the Bible Guy


Answer: Say it
with me! **Goodbye,
fear! God is here!**



The Bible is God's book for you!
You can trust it's right and true!


You don't need to be afraid! God promises to help you when you ask Him to.

Put a sticker above each part of the Bible verse when you say it.



Blinky's Family Challenge

I say goodbye to fear ...
and do what I need to
do with God's help!



Fear Can't Stop Me

God doesn't always take all the scary things away. But God will always help you when you're afraid. Pray and trust Him.

You'll Need

- A scary object (toy spider, toy monster, picture of something scary, etc.)
- A ball

Directions

1. Put the scary object on one side of the room.
2. Stand with your kid on the other side.
3. Throw the ball near the scary object, and pretend you're afraid to go get the ball.
4. Let your kid pray for you to be able to do what you need to do.
5. Stop pretending to be afraid of the scary object, and go get the ball.
6. Celebrate with your kid, then play again, letting your kid pretend to be scared if they want to.

Review Time!

Say With Me *Ages 2-3*

1. *Say Together:* **I'm not afraid!**
2. *Say Together:* **God helps me!**

Q&A *Ages 4-Kindergarten*

1. **If you're afraid, do you still need to do the right thing?** *Yes*
2. **How can you do the right thing if you're afraid to do it?** *Answers will vary.*



Lead your family through the Bible Plan
A Roaring Rescue on the YouVersion
Bible App. www.bible.com



life.church/kids

A Roaring Rescue

Daniel and the lions' den

Week Three




Sing our song to your family.
God helps us fight fear!



Interact with God's Word through the Bible App for Kids, activities, videos, coloring sheets, parent resources, and more!
www.BibleAppForKids.com




Follow LifeKids to sing along with this month's song, *God Is Here*. www.life.church/kidsmusic



Shine

Question:
Hey friends!
**What do you say
when you're afraid?**



Emily

Answer: Say it
with me! **Goodbye,
fear! God is here!**

Say the Bible verse with me!



“... the Lord your God ...”



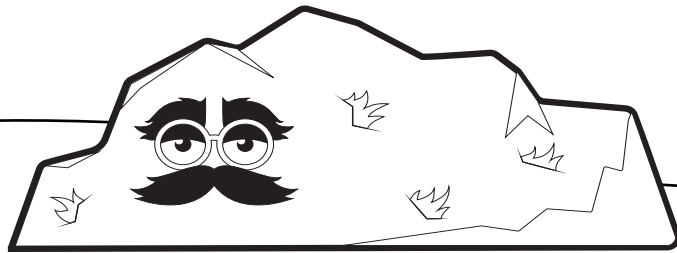

says to you,



Guy the Bible Guy


**Blinky was afraid of the spider, but he trusted God and prayed.
God helped him!**

Give Blinky, Mr. Stone, and the spider stickers to play with.



Blinky's Family Challenge

I say goodbye to fear ... *when God helps me fight it!*



Fight Fear

Fear isn't your boss, and fear can't get you! When you feel afraid, pray to God and ask Him to help you fight it.

You'll Need

- Something to be a shield (dinner plate, toy shield, pillow, piece of cardboard, etc.)
- Small objects to throw (cotton balls, crumpled paper, soft toys, etc.)

Directions

1. Pretend the objects for throwing are scary things.
2. Hold up your shield and say, "God helps me fight fear!"
3. Let your kid throw the scary objects at you, and deflect them with the shield.
4. Play again, reversing roles with your kid.

Review Time!

Say With Me Ages 2-3

1. *Say Together: I'm not afraid!*
2. *Say Together: Fight fear!*

Q&A Ages 4-Kindergarten

1. **What does it mean to fight fear?**
Trust God and do what's right when I'm afraid.
2. **Do you have to fight fear alone?** *No*



Lead your family through the Bible Plan *A Roaring Rescue* on the YouVersion Bible App. www.bible.com



life.church/kids


A Roaring Rescue

Daniel and the lions' den

Week Four



Tell your family what's in my Adventure Bag!



Emily




Interact with God's Word through the Bible App for Kids, activities, videos, coloring sheets, parent resources, and more! www.BibleAppForKids.com




Follow LifeKids to sing along with this month's song, *God Is Here*. www.life.church/kidsmusic

Shine



Question:
Hey friends!
**What do you say
when you're afraid?**

Emily



Answer: Say it
with me! **Goodbye,
fear! God is here!**

Say the Bible verse with me!




"... the Lord your God ..."

says to you,



Guy the Bible Guy



The moon, shield, and seatbelt remind me that I don't have to be afraid.

God will always help me!

Put a sticker on each Picture Pass.

